



Balance Sheet – December 2024

1000 · Bank Accounts

1029 · Colotrust - Auxiliary Fund	3,007.95
1025 · Colotrust - Gen Op Fund	747,633.78
1028 · Colotrust - Reserve Fund	209,961.34
1027 · Colotrust - Apparatus Fund	30,246.02
1026 · Colotrust - Pension Fund	47,036.27
1010 · Checking-7493	80,476.22
1015 · Savings/Regular-4453	8,003.28
Total 1000 · Bank Accounts	1,126,364.86

3010 · Capital Reserve	6,580.22
3012 · Grant Match Reserve	20,000.00
3014 · Reserved for Payroll/Operating	106,902.33
3016 · Reserved for Sick/Vac	37,300.39
3018 · Reserved for Water Systems	5,000.00
3020 · Reserved for Tabor	29,760.00

Note: Reserved amount differs from Acct 1028 by \$4,418.40, interest to be accrued.

Accounts Receivable

1100 · Accounts Receivable	-1.00
1110 · Wildland Fire Billing	108,844.80
1115 · Accts Receivable Inspection	21,822.42

Accounts Payable

2000 · Accounts Payable	11,295.20
-------------------------	-----------

Total Unreserved Funds \$958,492.45

Items of note:

- 1) Total Unreserved = (Total Bank Accounts, Receivables) – (Reserve Fund, Apparatus Fund, Pension Fund, Payables)
- 2) Last year in August 2023: \$498,195.05

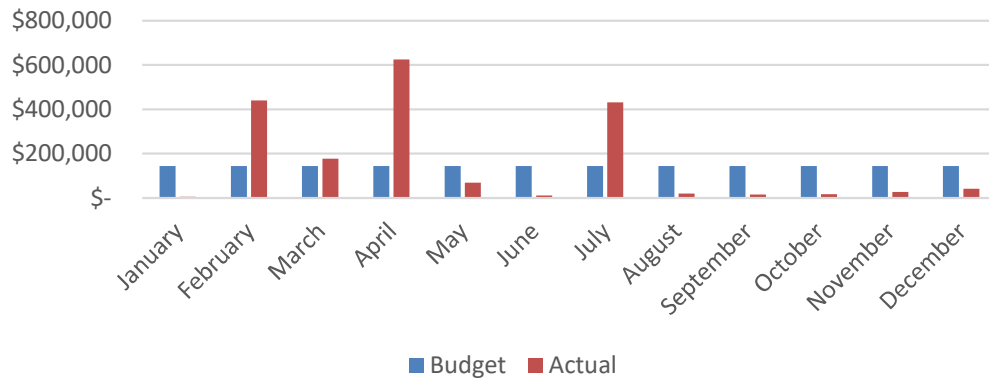


	Dec 24	Budget	\$ Over Budget	% of Budget
Income				
4082 · Medical Training	0.00	0.00	0.00	0.0%
4030 · Sale of Vehicles	0.00	0.00	0.00	0.0%
49900 · Uncategorized Income	0.00	0.00	0.00	0.0%
4010 · Cistern Revenue	0.00	0.00	0.00	0.0%
4015 · DDA-Share	31,458.16	26,637.00	4,821.16	118.1%
4020 · Donations	250.00	0.00	250.00	100.0%
4025 · Interest Income	4,425.98	0.00	4,425.98	100.0%
Total 4100 · Tax Rev	5,541.45	142,389.18	-136,847.73	3.89%
Total Income	41,675.59	169,026.18	-127,350.59	24.66%

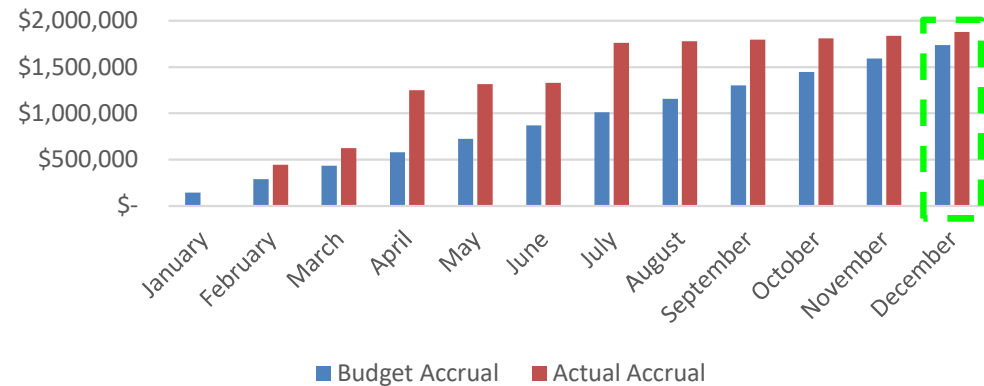
Other Income

4301 · ST 1 Insurance Claim 2024	988.04			
Total 4380 · Fire Inspection	1,846.00	166.67	1,679.33	1,107.58%
Total Other Income	2,834.04	166.67	2,667.37	1,700.39%

Income BVA Monthly



Income BVA Actual Accrual

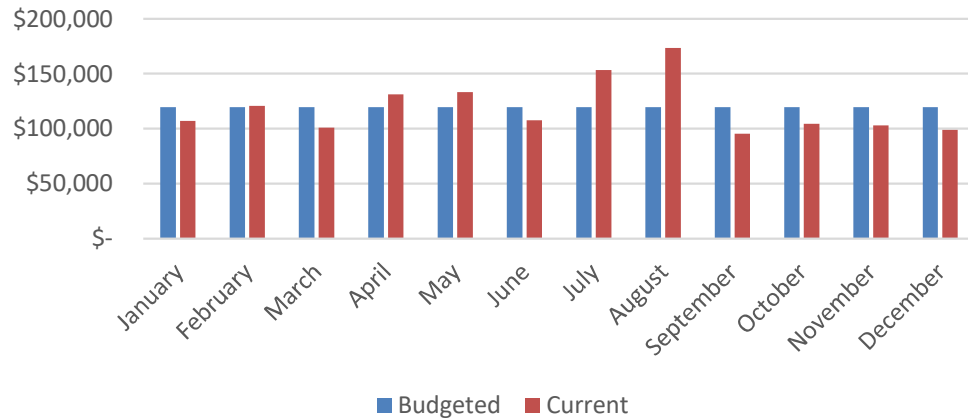


- To date received \$9.7K (fire inspection), \$11.1K (EMR training), \$2.5K (Cistern revenue) + \$10.3K (Grants) + \$13.2K(ST1 Claim) + \$4.0K (eq. sale), \$165.1K (wildland fire fighting)

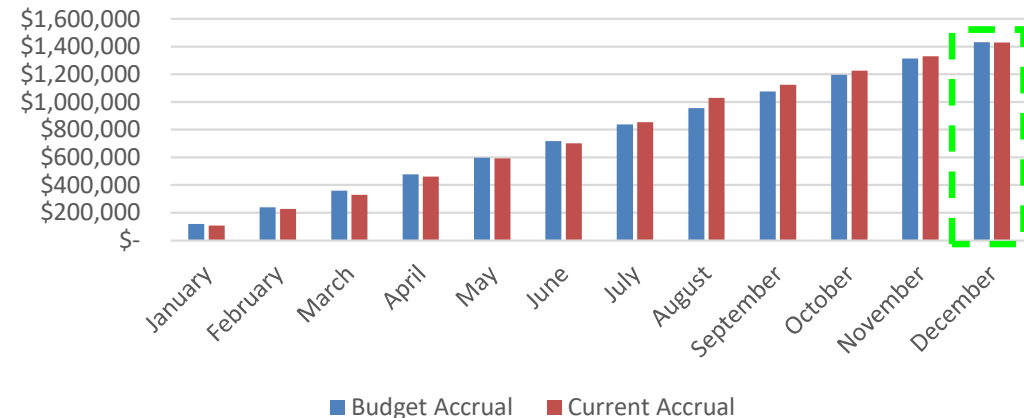


Expense	Dec 24	Budget	\$ Over Budget	% of Budget
66900 · Reconciliation Discrepancies	0.00	0.00	0.00	0.0%
Total 9000 · CAPITAL OUTLAY	2,826.96	0.00	2,826.96	100.0%
Total 6000 · ADMINISTRATION	81,283.72	90,921.22	-9,637.50	89.4%
Total 6670 · COMMUNICATIONS	3,189.55	3,000.00	189.55	106.32%
Total 6680 · EMERGENCY MEDICAL SERVICES	437.54	2,724.76	-2,287.22	16.06%
Total 6700 · FIRE FIGHTING	3,841.79	8,383.35	-4,541.56	45.83%
Total 6850 · Fire Inspection Program	24.51	0.00	24.51	100.0%
Total 6860 · MEMBERSHIP	9,337.48	31,243.34	-21,905.86	29.89%
Total 6890 · Training	160.00	4,713.56	-4,553.56	3.39%
6999 · Uncategorized Expenses	0.00	0.00	0.00	0.0%
Total Expense	101,101.55	140,986.23	-39,884.68	71.71%

Expenses BVA Monthly



Expenses BVA Monthly Accrual



- \$13K underspent for January (revised)
- \$1.1K underspend for February
- \$9.2K underspend for March (revised)
- \$11.9K overspent for April (revised)

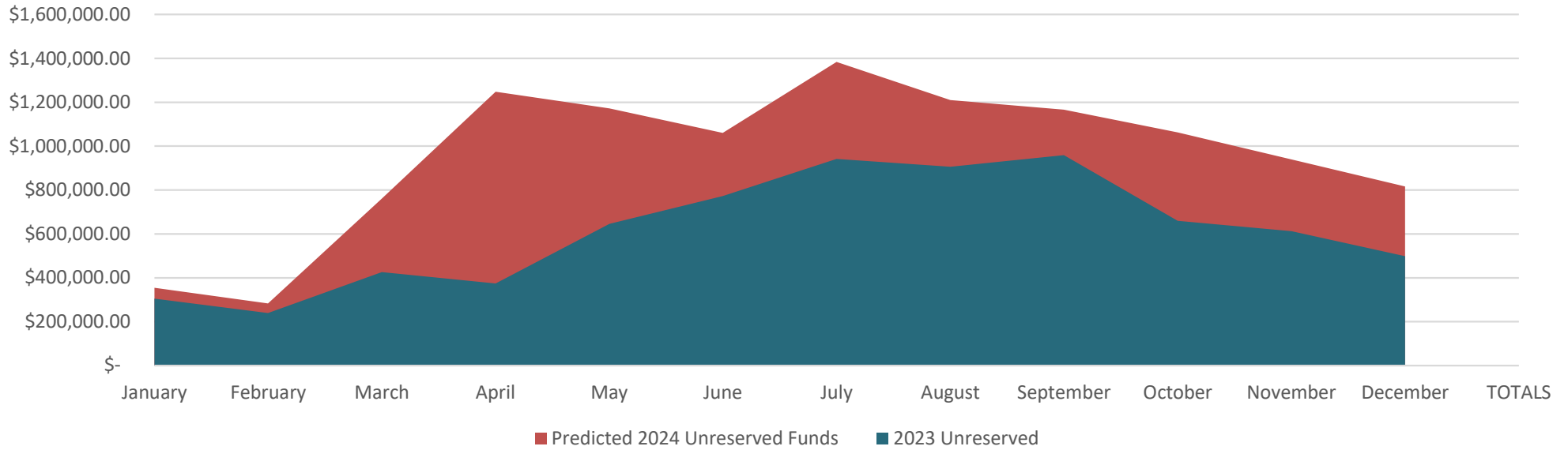
- \$38.2K overspent for May
- \$11.7K underspent for June
- \$34.1K overspent for July
- \$54.3K overspent for August

- \$24.1K underspent for September
- \$15.1K underspent for October
- \$16.5K underspent for November
- \$20.7K underspent for December
- **YTD underspent by ~\$3.9K**

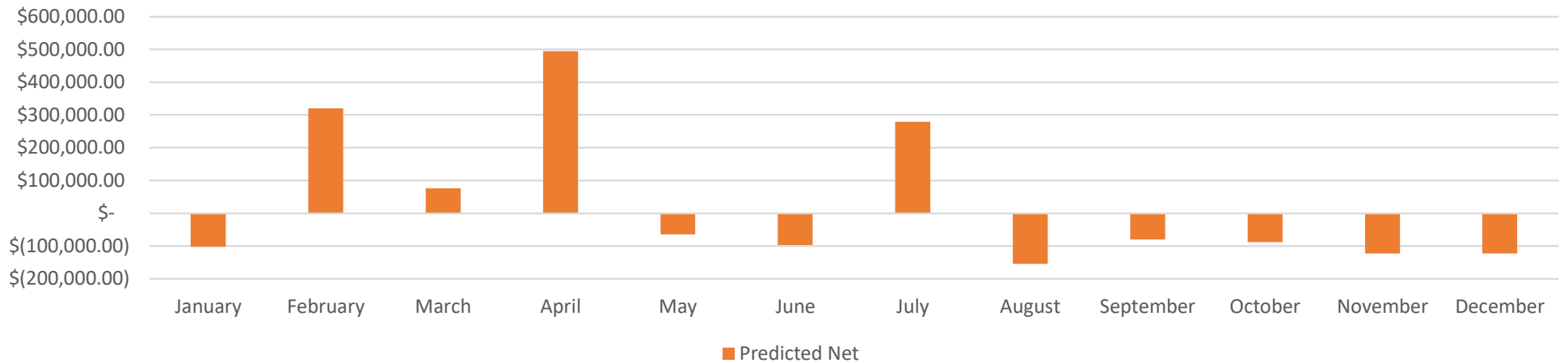


Cash Prediction – December 2024

Predicted Unreserved Funds by Month



Actual to Date, Predicted Net Income by Month





- Nederland funds are in good shape for upcoming expenses, early year revenue drought.
- Our predicted unreserved funds are as expected, slightly above \$800K.
- ~\$93K payment for new Engine due 2/10!
- 2025 budget being entered by Sherry – 2025 models will be ready for next meeting.