



NEDERLAND FIRE PROTECTION DISTRICT
MONTHLY REPORT FOR BOARD OF DIRECTORS

REPORT GIVEN BY: Michael Scott – Fire Chief
DATE: 05/18/2022

ACTION ITEMS

FOLLOW UP

- Command Vehicle will be picked up next week.
- NFPD Credit Cards have been received with New Credit Card Policy in place.
- Phone system
- 5631 pump updates

OTHER UPDATES/INFORMATION

- The Disaster Preparedness meetings have been a great success with the Town of Nederland. We are starting to preplan the needs of the community in the event of a disaster.
- The Wildfire Preparedness meeting at the Nederland Community Center was a wonderful event that several community members stated. The relationships and partnerships we have with other agency in our community was in full display at the event. The education and training on hand was critical as this will be one of many planned community preparedness events that NFPD will be a part of.
- Captain Moran and I had the opportunity to talk to the students at Teens Inc. We discuss the career opportunity's as well as how to become a volunteer for Nederland Fire Rescue.
- Have had several meetings with Fire Chief around the State that would love to come speak to the Board on successes and challenges of mill levies. We look forward to setting a date for a workshop on how we can be successful in ballot question.
- We are working with Maya Machamer, the director of the Boulder Watershed Collective to update our CWPP (Community Wildfire Preparedness Plan) via a grant. The 2008 CWPP is in need of updating and we are very fortunate to receive a grant to help offset the work load it take to complete.
- Congratulations to Captain Charlie Schmidtmann for completing his Fire Officer 1 and Joe Ispen on completing his Firefighter 1.



NEDERLAND FIRE PROTECTION DISTRICT
MONTHLY REPORT FOR BOARD OF DIRECTORS

Operations/ Wildland

- We have new Ice Rescue Suites as it was a must replace the old suites with 20 plus years of us and several unrepairable holes. The new suites are in service on 5624.
- Continue to work on and plan burn building recreation.
- 5604 has been delivered to the Fischer's in Eldora as the where super excited to have a piece of Netherland Fire history. They will continue to host the fire level sign in Eldora, and they will have the old truck sitting next it.
- 5620 is still for sale with not much movement. We plan on adjusting the posting and confirming our price.
- We have a meeting planned for next week with Coal Creek Fire Protection District and Timberline Fire Protection District to plan on how a shared Fleet Mechanic would work for all organizations. This would be a cost savings but logistically needs to be worked out.
- The Apparatus Committee has been working on a plan for vehicle check, changes, and recommendations.

Safety/ Training

Safety

Immediate Safety Issues-

- None to report

Injuries-

- None to report

Exposures-

- None to report

Safety Improvements projects-

- None to report



NEDERLAND FIRE PROTECTION DISTRICT MONTHLY REPORT FOR BOARD OF DIRECTORS

Training

In-district training completed-March

- 1) EMS call cadence.
- 2) Team Building

Outside Training

Large Training Projects

- 1) The Exterior Fire Academy was completed with 9 total graduating.
- 2) Live Fire Training went well with some needed practice noted. This will help us plan out overall operational model for the district.

EMS

- EMS closet reorganized and relocated to facilitate restocking and backstock inventory control.
- Received EMT application back from the state with several corrections and additions, nice to have the ball back on our court.
- Hired two PRN paramedics who shined in the interview process. This will not be enough for our anticipated coverage needs and we are continuing an individualized invite only process.
- Continued training of EMTs
- Found a local IV course for Mandi, we may need to do her clinical sticks on site.
- We have begun scheduling field training PRN medics.
- Reworking ALS apparatus and response model for in-town and mutual aid medical calls.
- Documentation feedback for all EMT that completed EPCR.



NEDERLAND FIRE PROTECTION DISTRICT
MONTHLY REPORT FOR BOARD OF DIRECTORS

Fire Marshal

Fire Code updates:

A hearing with the fire code review committee is scheduled for May 24th @ 1500 for the 2018 NFD Fire Code resolution.

Projects:

Routine Inspections:

Inspections are continuing. Volunteer Andrew Joslin has been accompanying me on inspections.

Ongoing activities:

Upcoming events:

June 4 Town Clean-up Day

July 4 Independence Day parade and possible other events

July 9 Ned Gravel Bike Race

Alternate Sundays over the summer - Farmers market

Computer software/IT

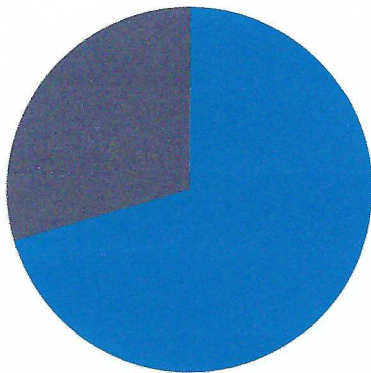
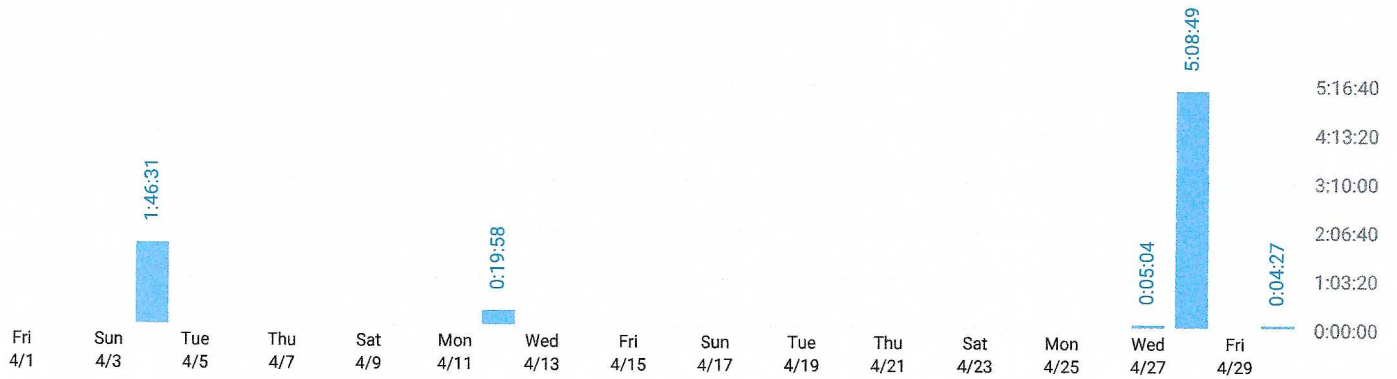
Please see Summary Report on next page.

Summary Report



04/01/2022 – 04/30/2022

TOTAL HOURS: 7:24:49

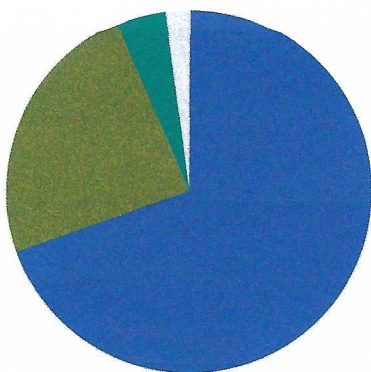


PROJECT

- Microsoft 365
- Miscellaneous

DURATION

5:13:16
2:11:33



TIME ENTRY

- Rik data Teams, Slack user migration, Security and Domain config
- Intercom/door entry - overhead/phone patching
- Jim's printer
- Other time entries

DURATION

5:08:49
1:46:31
0:19:58
0:09:31

PROJECT - TIME ENTRY

DURATION

- Microsoft 365 ● Nederland Fire

5:13:16

Rik data - backup

0:04:27

Rik data Teams, Slack user migration, Security and Domain config

5:08:49

- Miscellaneous ● Nederland Fire

2:11:33

Intercom/door entry - overhead/phone patching

1:46:31

Jim PC audio

0:05:04

Jim's printer

0:19:58

NFPD Fire Incidents By Incident Type

| Basic Incident Date Time | Basic Incident Number (FD1) | Basic Incident Type Code And Description (FD1.21) | Basic Incident Cross Street (FD1.20) |
|--------------------------|-----------------------------|---|--------------------------------------|
| 04/01/2022 13:23:47 | BCFD220401-003896 | 321 - EMS call. Includes calls when the patient refuses treatment. Excludes vehicle accident with injury (322) and pedestrian struck (323). | N BRIDGE ST/N JEFFERSON ST |
| 04/03/2022 19:53:18 | BCFD220403-004021 | 321 - EMS call. Includes calls when the patient refuses treatment. Excludes vehicle accident with injury (322) and pedestrian struck (323). | E 5TH ST/PEAK TO PEAK HWY |
| 04/03/2022 20:16:32 | BCFD220403-004022 | 321 - EMS call. Includes calls when the patient refuses treatment. Excludes vehicle accident with injury (322) and pedestrian struck (323). | W SPRUCE ST/Dead End |
| 04/04/2022 19:10:20 | BCFD220404-004056 | 321 - EMS call. Includes calls when the patient refuses treatment. Excludes vehicle accident with injury (322) and pedestrian struck (323). | N BRIDGE ST/SNYDER ST |
| 04/05/2022 04:08:39 | BCFD220405-004072 | 321 - EMS call. Includes calls when the patient refuses treatment. Excludes vehicle accident with injury (322) and pedestrian struck (323). | W BOULDER ST/W SPRING ST |
| 04/05/2022 16:35:46 | BCFD220405-004098 | 321 - EMS call. Includes calls when the patient refuses treatment. Excludes vehicle accident with injury (322) and pedestrian struck (323). | W BOULDER ST/W SPRING ST |
| 04/05/2022 18:58:40 | BCFD220405-004102 | 321 - EMS call. Includes calls when the patient refuses treatment. Excludes vehicle accident with injury (322) and pedestrian struck (323). | |
| 04/06/2022 12:44:40 | BCFD220406-004117 | 321 - EMS call. Includes calls when the patient refuses treatment. Excludes vehicle accident with injury (322) and pedestrian struck (323). | RIDGE RD/COUGAR RUN |
| 04/07/2022 07:50:48 | BCFD220407-004146 | 651 - Smoke scare, odor of smoke, not steam (652). Excludes gas scares or odors of gas (671). | Ridge Rd |
| 04/07/2022 18:22:10 | BCFD220407-004176 | 622 - No incident found on arrival at dispatch address. | UNNAMED TRL/UNNAMED TRL |
| 04/07/2022 22:02:27 | BCFD220407-004185 | 321 - EMS call. Includes calls when the patient refuses treatment. Excludes vehicle accident with injury (322) and pedestrian struck (323). | N BRIDGE ST/HIGHWAY 72 |
| 04/10/2022 08:11:53 | BCFD220410-004273 | 321 - EMS call. Includes calls when the patient refuses treatment. Excludes vehicle accident with injury (322) and pedestrian struck (323). | S TILDEN ST/S CARIBOU ST |
| 04/11/2022 14:30:00 | BCFD220411-004332 | 561 - Unauthorized burning. Includes fires that are under control and not endangering property. | Peewink & Sugerloaf |
| 04/12/2022 23:18:11 | BCFD220412-004391 | 735 - Alarm system activation due to malfunction. | W 1ST ST/HIGHWAY 72 |
| 04/14/2022 20:54:49 | BCFD220414-004469 | 321 - EMS call. Includes calls when the patient refuses treatment. Excludes vehicle accident with injury (322) and pedestrian struck (323). | N BRIDGE ST/SNYDER ST |
| 04/15/2022 23:02:12 | BCFD220415-004509 | 321 - EMS call. Includes calls when the patient refuses treatment. Excludes vehicle accident with injury (322) and pedestrian struck (323). | W 4TH ST/W 5TH ST |
| 04/16/2022 00:23:17 | BCFD220416-004511 | 321 - EMS call. Includes calls when the patient refuses treatment. Excludes vehicle accident with injury (322) and pedestrian struck (323). | SNYDER ST/EAST ST |
| 04/16/2022 14:01:18 | BCFD220416-004537 | 321 - EMS call. Includes calls when the patient refuses treatment. Excludes vehicle accident with injury (322) and pedestrian struck (323). | S TILDEN ST/S CARIBOU ST |
| 04/18/2022 14:46:17 | BCFD220418-004641 | 321 - EMS call. Includes calls when the patient refuses treatment. Excludes vehicle accident with injury (322) and pedestrian struck (323). | S STATE HIGHWAY 119/CONGER ST |
| 04/19/2022 13:11:46 | BCFD220419-004685 | 611 - Dispatched and canceled en route. Incident cleared or canceled prior to arrival of the responding unit. If a unit arrives on the scene, fill out the applicable code. | RED FOX TRL/TWIN LAKES RD |
| 04/20/2022 21:40:09 | BCFD220420-004762 | 321 - EMS call. Includes calls when the patient refuses treatment. Excludes vehicle accident with injury (322) and pedestrian struck (323). | WOLFTONGUE RD/THUNDER RIDGE RD |
| 04/22/2022 20:24:22 | BCFD220422-004874 | 141 - Forest, woods, or wildland fire. Includes vegetative fuels, not prescribed fire (632), in non-developed areas, except for roads, railroads, power lines, and the like. Includes elevated branches/crowns. Excludes cultivated areas, crops, tree farms. | MAGNOLIA DR/Dead End |
| 04/23/2022 12:37:48 | BCFD220423-004901 | 321 - EMS call. Includes calls when the patient refuses treatment. Excludes vehicle accident with injury (322) and pedestrian struck (323). | ELDORA RD/WASHINGTON TRL |
| 04/26/2022 12:54:45 | BCFD220426-005022 | 321 - EMS call. Includes calls when the patient refuses treatment. Excludes vehicle accident with injury (322) and pedestrian struck (323). | N JACKSON ST/W 3RD ST |
| 04/30/2022 14:36:30 | BCFD220430-005209 | 321 - EMS call. Includes calls when the patient refuses treatment. Excludes vehicle accident with injury (322) and pedestrian struck (323). | SNYDER ST/EAST ST |

Count: 25

Report Criteria

Agency Name: Is Equal To Nederland Fire Protection District

Basic Incident Date Time: Is Equal To Last Month

NFIRS Run Data Report - Total Unit Responses

Displays up to 1000 Records

| Basic Incident Year-Month Name (FD1.3) | Number of Incidents |
|---|---------------------|
| Apparatus Resource Vehicle Call Sign: (None) | |
| 2022-April | 15 |
| | Total: 15 |
| Apparatus Resource Vehicle Call Sign: 5601 | |
| 2022-April | 3 |
| | Total: 3 |
| Apparatus Resource Vehicle Call Sign: 5621 | |
| 2022-April | 17 |
| | Total: 17 |
| Apparatus Resource Vehicle Call Sign: 5631 | |
| 2022-April | 3 |
| | Total: 3 |
| Apparatus Resource Vehicle Call Sign: 5651 | |
| 2022-April | 5 |
| | Total: 5 |
| | Total: 43 |

Description

Displays up to 1000 Records

NFIRS Run Data Report - Day of Week

| Day of Week | Number of Incidents |
|--------------------|----------------------------|
| 01 - Sunday | 3 |
| 02 - Monday | 3 |
| 03 - Tuesday | 6 |
| 04 - Wednesday | 2 |
| 05 - Thursday | 4 |
| 06 - Friday | 3 |
| 07 - Saturday | 4 |
| Total: | 25 |

NFIRS Run Data Report - Hour of Day

| Hour of Day | Number of Incidents |
|---------------------|---------------------|
| 00:00:00 - 00:59:59 | 1 |
| 04:00:00 - 04:59:59 | 1 |
| 07:00:00 - 07:59:59 | 1 |
| 08:00:00 - 08:59:59 | 1 |
| 12:00:00 - 12:59:59 | 3 |
| 13:00:00 - 13:59:59 | 2 |
| 14:00:00 - 14:59:59 | 4 |
| 16:00:00 - 16:59:59 | 1 |
| 18:00:00 - 18:59:59 | 2 |
| 19:00:00 - 19:59:59 | 2 |
| 20:00:00 - 20:59:59 | 3 |
| 21:00:00 - 21:59:59 | 1 |
| 22:00:00 - 22:59:59 | 1 |
| 23:00:00 - 23:59:59 | 2 |
| Total: 25 | |

NFIRS Run Data Report - Average Run Times

| PSAP to Alarm | Alarm to Arrival | Arrival to Last Unit Cleared | In Service to In Quarters |
|---------------|------------------|------------------------------|---------------------------|
| 186.77 | 504 | 3198.04 | |

NFIRS Run Data Report - PSAP to Alarm

This Report Doesn't Include Times Greater Than 90 Minutes

| Response Times | Number of Incidents | Percent of Total |
|-------------------|---------------------|-----------------------|
| 0 - 1.0 Minutes | 6 | 27.27% |
| 1 - 2.0 Minutes | 2 | 9.09% |
| 2 - 3.0 Minutes | 8 | 36.36% |
| 3 - 4.0 Minutes | 1 | 4.55% |
| 5 - 6.0 Minutes | 1 | 4.55% |
| 7 - 8.0 Minutes | 2 | 9.09% |
| 8 - 9.0 Minutes | 1 | 4.55% |
| 10 - 11.0 Minutes | 1 | 4.55% |
| | Total: 22 | Total: 100.00% |

Description

This Report Doesn't Include Times Greater Than 90 Minutes

NFIRS Run Data Report - Average Non- Transport Call PSAP to Alarm

| Apparatus Resource Vehicle Call Sign | Total Incidents | Total Call Time | Average Call Time |
|--------------------------------------|-----------------|-----------------|-------------------|
| | 3 | 276 | 92.00 |
| 5601 | 3 | 211 | 70.33 |
| 5621 | 17 | 3,416 | 244.00 |
| 5651 | 5 | 290 | 72.50 |

NFIRS Run Data Report - Alarm to Arrival

This Report Doesn't Include Times Greater Than 90 Minutes

| Response Times | Number of Incidents | Percent of Total |
|-------------------|---------------------|-----------------------|
| 0 - 1.0 Minutes | 2 | 8.00% |
| 1 - 2.0 Minutes | 2 | 8.00% |
| 2 - 3.0 Minutes | 1 | 4.00% |
| 3 - 4.0 Minutes | 2 | 8.00% |
| 4 - 5.0 Minutes | 3 | 12.00% |
| 5 - 6.0 Minutes | 2 | 8.00% |
| 6 - 7.0 Minutes | 1 | 4.00% |
| 7 - 8.0 Minutes | 3 | 12.00% |
| 8 - 9.0 Minutes | 2 | 8.00% |
| 10 - 11.0 Minutes | 1 | 4.00% |
| 11 - 12.0 Minutes | 1 | 4.00% |
| 12 - 13.0 Minutes | 1 | 4.00% |
| 15 - 16.0 Minutes | 1 | 4.00% |
| 16 - 17.0 Minutes | 1 | 4.00% |
| 19 - 20.0 Minutes | 1 | 4.00% |
| 40 - 41.0 Minutes | 1 | 4.00% |
| | Total: 25 | Total: 100.00% |

Description

This Report Doesn't Include Times Greater Than 90 Minutes

NFIRS Run Data Report - Arrival to Last Unit Cleared

This Report Doesn't Include Times Greater Than 90 Minutes

| Response Times | Number of Incidents | Percent of Total |
|-------------------|---------------------|-----------------------|
| 0 - 1.0 Minutes | 1 | 4.35% |
| 6 - 7.0 Minutes | 1 | 4.35% |
| 7 - 8.0 Minutes | 1 | 4.35% |
| 10 - 11.0 Minutes | 1 | 4.35% |
| 17 - 18.0 Minutes | 1 | 4.35% |
| 20 - 21.0 Minutes | 1 | 4.35% |
| 25 - 26.0 Minutes | 2 | 8.70% |
| 29 - 30.0 Minutes | 1 | 4.35% |
| 30 - 31.0 Minutes | 1 | 4.35% |
| 31 - 32.0 Minutes | 2 | 8.70% |
| 33 - 34.0 Minutes | 2 | 8.70% |
| 36 - 37.0 Minutes | 1 | 4.35% |
| 37 - 38.0 Minutes | 1 | 4.35% |
| 40 - 41.0 Minutes | 2 | 8.70% |
| 45 - 46.0 Minutes | 1 | 4.35% |
| 54 - 55.0 Minutes | 2 | 8.70% |
| 57 - 58.0 Minutes | 1 | 4.35% |
| 58 - 59.0 Minutes | 1 | 4.35% |
| | Total: 23 | Total: 100.00% |

Description

This Report Doesn't Include Times Greater Than 90 Minutes

NFIRS Run Data Report - Property Loss

| Content Loss | Property Loss | Total Losses |
|--------------|---------------|--------------|
|--------------|---------------|--------------|

NFIRS Run Data Report - Property Use by Month

Displays up to 1000 records

| Basic Incident Year-Month Name (FD1.3) | Number of Incidnets |
|---|---------------------|
| Basic Property Use Code And Description (FD1.46): (None) | |
| 2022-April | 3 |
| | Total: 3 |
| Basic Property Use Code And Description (FD1.46): 161 - Restaurant or cafeteria. Places specializing in on-premises consumption of food. Includes carryout and drivethrough restaurants. | |
| 2022-April | 1 |
| | Total: 1 |
| Basic Property Use Code And Description (FD1.46): 365 - Police station. | |
| 2022-April | 1 |
| | Total: 1 |
| Basic Property Use Code And Description (FD1.46): 419 - 1- or 2-family dwelling, detached, manufactured home, mobile home not in transit, duplex. | |
| 2022-April | 11 |
| | Total: 11 |
| Basic Property Use Code And Description (FD1.46): 429 - Multifamily dwelling. Includes apartments, condos, townhouses, rowhouses, tenements. | |
| 2022-April | 5 |
| | Total: 5 |
| Basic Property Use Code And Description (FD1.46): 500 - Mercantile, business, other. | |
| 2022-April | 1 |
| | Total: 1 |
| Basic Property Use Code And Description (FD1.46): 571 - Service station, gas station. Includes LP-gas stations with associated convenience stores and boat refueling stations. Excludes vehicle sales (579). | |
| 2022-April | 1 |
| | Total: 1 |
| Basic Property Use Code And Description (FD1.46): 961 - Highway or divided highway. Includes limited-access highways with few intersections or at grade crossings. | |
| 2022-April | 2 |
| | Total: 2 |
| | Total: 25 |

Description

Displays up to 1000 records

NFIRS Run Data Report - False Alarms by Address

Displays up to 1000 Records.

| Basic Incident Date | Basic Incident Number (FD1) | Basic Incident Type Code And Description (FD1.21) |
|--|-----------------------------|---|
| Basic Incident Full Address: 110 North JEFFERSON Street | | |
| 04/12/2022 23:18:11 | BCFD220412-004391 | 735 - Alarm system activation due to malfunction. |

Description

Displays up to 1000 Records.

NFIRS Run Data Report - Mutual Aid Given and Received

Report Results

There are no results. Please redefine your search criteria.

NFIRS Run Data Report - Mutual Aid Given Summary

Report Results

There are no results. Please redefine your search criteria.

NFIRS Run Data Report - Mutual Aid Received Summary

Report Results

There are no results. Please redefine your search criteria.

Report Filters

Basic Incident Date Time: is equal to 'Last Month'

Agency Name: is equal to 'Nederland Fire Protection District'